

BLACKSTAR

SOLID Framed Glass / Glass

60 Cell

SOLITEK — OUR FLAGSHIP SOLAR PANEL

We are introducing the next generation bifacial solar panel BLACKSTAR



Cradle to Cradle
Certified™ Assessment
Categories

SILVER



Ammonia
resistance




Salt mist
resistance



Dust & sand
resistance



Fire class A



Positive sorting up to +5W

Bifacial ⚡ 365 W

30

Product
warranty

87%

Power
guarantee

30

Efficiency
guarantee

SOLITEK

Mokslininku str. 6A,
Vilnius 08412, Lithuania
Tel. +370 5 263 8774
info@solitek.eu

www.solitek.eu

Electrical data (STC*)	
Maximum Power	365
Cell Technology	Bifacial
Open circuit voltage (V_{oc}/V)	40,39
Short circuit Current (I_{sc}/A)	11,16
Max Power Voltage (V_{mpp}/V)	34,65
Max Power Current (I_{mpp}/A)	10,55
Module Efficiency (η)	19,30
Max System Voltage (V)	1500
Max Current (A)	20
Power Tolerance	0/+5W

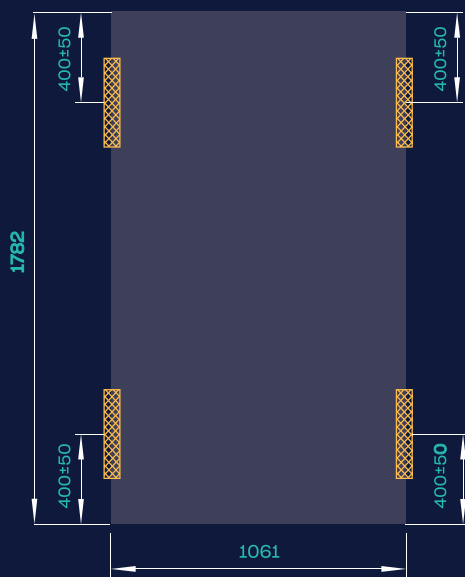
*Under Standard Test Conditions (STC) of irradiance of 1000W/sq. m., spectrum AM 1.5 and cell temperature of 25°C


Temperature ratings	Bifacial
Current temperature coefficient (α)	+0,04% /°C
Voltage temperature coefficient (β)	-0,35% /°C
Power temperature coefficient (δ)	-0,47% /°C
Nominal Operating Module Temperature	46°C

Mechanical data	
Dimensions (LxWxH) (mm)	1782x1061x35
Weight (kg)	24
Front glass (mm)	2
Back glass (mm)	2, black (optional transparent)
Cell Type	Bifacial
Cell Size (mm)	166x166
Busbars	9
Frame	Black anodized aluminium frame
Operating Temperature (°C)	-40 ÷ +85
Max Load (wind/snow) (Pa)	1600/3600**
Junction Box / IP Class	Split junction box / IP68
Cable Cross Section Size (mm ²)	4
Cable length	1,2 m
Bypass Diodes	3
Connector	MC4 compatible

**Safety factor 1,5

Dimensions & Mounting




Clamping area for clamping on LONG side PV panel
Wind 1600 (2400 test) / Snow 3600 (5400 test) Pa
Dimensions are provided in millimeters

Attention

- Always check if your system is compatible with local environmental conditions (wind/snow load, temperatures) on your site to ensure safety and long-term energy production.
- By connecting less than 6 PV panels in one string there is a risk of inverter inability to start.
- Do not connect differently orientated PV panels in the same string / MPPT of the inverter (unless optimizers are used).
- Do not connect strings with an unequal amount of PV panels in one MPPT (unless optimizers are used).
- Use PV panels of same electrical parameters in one string/MPPT (unless optimizers are used).
- Always ensure that your inverter is equipped with DC disconnect. If not it is recommended to install it externally.
- Never let different metals come in contact with each other. Use bi-metallic plates or plastic separators to eliminate galvanic corrosion.
- It is highly recommended to install SPD's in both AC and DC circuits because overvoltages void the warranty for inverters and also panels if they are harmed.
- It is highly recommended to ground PV panels and to install lightning protection in site.

Tips for Better Power Output

- Better module ventilation and shorter connection cables increase electrical energy production.
- Always observe object/mutual shading in site. Shading can drastically cut electrical energy generation output.
- Increase PV panel height from the ground so that more light can travel beneath the module and then reflect.
- The Albedo value increases significantly if modules are installed above white, lightreflecting surfaces.

